

# woodlines

*Natura digitale*

**unica**  
TARGET GROUP

**Come il compensato, la materia legno rivive nella sua essenza rinnovata. Una nuova texture per presentare il legno in 4 essenze diverse. Attraverso una superficie che, come il legno stesso, possa essere anche se ricomposto, adattabile ai diversi utilizzi della ceramica in ambienti bagno, cucina, living o in spazi commerciali. Il compensato viene reinterpretato attraverso gli strati che lo compongono, il legno ripreso nella sua materia ricostruita. Woodlines è il primo prodotto industrializzato di Unica con forti caratteri di unicità, realizzato con le più ricercate tecnologie digitali per creare forme, geometrie e tridimensionalità comunque diverse da una produzione standard. Completano la gamma decori realizzati con la sovrapposizione di tinte in secondo fuoco, mosaici e pezzi speciali per ampliare le possibilità compositive. Forte la caratteristica di Woodlines di integrarsi con altri materiali o con altre superfici ceramiche: l'idea di un legno trasferito sulla ceramica in maniera digitale può essere utilizzata, come lo stesso compensato, per arricchire mood stilistici diversi in qualsiasi ambito progettuale.**

*Revived wood in renewed essences, just like plywood, a new wooden texture in 4 different essences. As reconstructed wood, it is adaptable to different ceramic uses, as bathrooms, kitchens, living rooms or commercial spaces; as plywood is reinterpreted through its different layers. Woodlines is Unica's first industrialized product, with a strong unique character. Realized with latest digital technology to create geometric and three dimensional shapes, different from usual production standards. The range is completed with the realization of décor pieces, where colour is applied during second firing; mosaics and trim pieces expand the composition possibilities. Woodlines easily integrates itself with other materials or other ceramic surfaces: the idea of a wood digitally transferred on ceramic, can be used just like plywood, to richen a mood style in any project.*



CIRCULAR ROAD  
CITY R.P.  
CLOVELLY  
COOCHIE BEACH  
NEW YORK CITY  
COLLINGAT REEF  
CARLING POINT  
DEWUN IT BOND  
DOLLS POINT  
DOUBLE BAY  
DOVER HEIGHTS  
CENTRAL STATION  
ELIZABETH BAY  
ERISBONEVILLE  
EX P R E S S  
PIERS STREET  
BLUNDER BAY  
FALLIN STREET  
GARDEN ISLAND  
LIBERTY CITY  
HIGH SPEED AVE  
WEB ST JACKSON

Woodlines Losanga A/B mix colours 15x80 cm / 6"x31,5"



Woodlines mix colours\_mix size







Woodlines Birch 45x90 / 18"x36"





Woodlines Birch 45x90 / 18"x36"



Woodlines mosaico 3D Birch 18x31 cm / 7,1"x12,2"





Woodlines Shorea 45x90 / 18"x36"



Woodlines Modulo A Poplar 45x45 cm / 18"x18"









Woodlines Pine 45x90 / 18"x36"







Woodlines Mosaico Decoro Light Blue 29x29 / 11,6"x11,6" - Woodlines Poplar 5x90 cm / 18"x36"





Woodlines Mosaico Decoro Orange 29x29 / 11,6"x11,6" - Woodlines Poplar 15x90 cm / 6"x36"

# woodlines **CL** **RI**\*

**Spessore 1 cm**

*Thickness 1 cm / 0,39"*



45x90 cm / 18"x36"



22,5x90 cm / 9"x36"



15x90 cm / 6"x36"



Woodlines Poplar 45x90 cm / 18"x36"  
Woodlines Poplar 22,5x90 cm / 9"x36"  
Woodlines Poplar 15x90 cm / 6"x36"



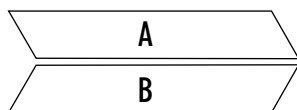
Woodlines Pine 45x90 cm / 18"x36"  
Woodlines Pine 22,5x90 cm / 9"x36"  
Woodlines Pine 15x90 cm / 6"x36"



Woodlines Birch 45x90 cm / 18"x36"  
Woodlines Birch 22,5x90 cm / 9"x36"  
Woodlines Birch 15x90 cm / 6"x36"



Woodlines Shorea 45x90 cm / 18"x36"  
Woodlines Shorea 22,5x90 cm / 9"x36"  
Woodlines Shorea 15x90 cm / 6"x36"



**Losanga A/B 15x80 cm / 6"x31,5"**



Losanga Poplar A 15x80 cm / 6"x31,5"  
Losanga Poplar B 15x80 cm / 6"x31,5"



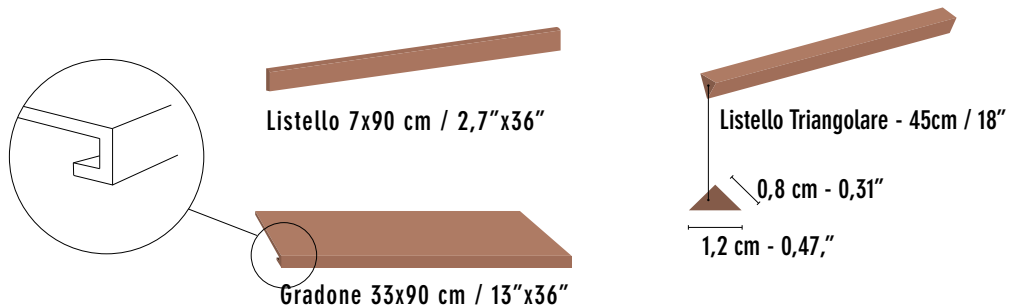
Losanga Pine A 15x80 cm / 6"x31,5"  
Losanga Pine B 15x80 cm / 6"x31,5"



Losanga Birch A 15x80 cm / 6"x31,5"  
Losanga Birch B 15x80 cm / 6"x31,5"



Losanga Shorea A 15x80 cm / 6"x31,5"  
Losanga Shorea B 15x80 cm / 6"x31,5"



Pezzi speciali sono disponibili in tutti i colori della serie.  
*Special pieces are available in all colours*



**Mosaico 3D 18x31 / 7,1"x12,2" \***



**Mosaico 3D Poplar \***  
 18x31 / 7,1"x 12,2"



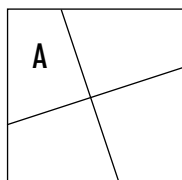
**Mosaico 3D Pine \***  
 18x31 / 7,1"x 12,2"



**Mosaico 3D Birch \***  
 18x31 / 7,1"x 12,2"



**Mosaico 3D Shorea \***  
 18x31 / 7,1"x 12,2"



**45x45 / 18"x18"**



**Modulo A**

Il pezzo è disponibile in tutti i colori della serie, venduto singolarmente con la possibilità di creare la versione desiderata.  
*This singular piece is available in all colours, with the possibility to create your preferred version.*



**Modulo A Poplar**




**Modulo A Pine**



**Modulo A Birch**



**Modulo A Shorea**



**Mosaico decoro**  
 29x29 / 11,6"x11,6"



**Light Blue \***



**Caramel \***



**Orange \***



**Brown \***



# woodlines

Destinazione d'uso

*inteded use*

**CP**

**COMMERCIALE PESANTE / ARREDO URBANO**

Ambienti sottoposti a sollecitazioni relativamente forti.

Stazioni ferroviarie, aeroporti, magazzini.

*HEAVY COMMERCIAL / SITE AMENITIES*

*Environments subject to relatively hard solicitations.*

*Railway stations, airports, warehouses.*

**CL**

**COMMERCIALE LEGGERO**

Ambienti sottoposti a sollecitazioni a medio traffico. Ambienti pubblici, uffici, ristoranti, negozi, hall di alberghi.

*LIGHT COMMERCIAL*

*Environments subject to medium pedestrian traffic solicitations. Indoor public environments, offices, restaurants, shops, hotel's halls.*

**RE**

**RESIDENZIALE**

Ambienti abitativi: zone giorno / notte, camere, d'albergo.

*RESIDENTIAL*

*Day / night area, hotel rooms.*









**RI**

**RIVESTIMENTI INTERNI**

*INDOOR WALL TILES*









## Caratteristiche tecniche\_Pesi e imballi

*Technical Features\_Weights and packing*

								
TECHNICAL FEATURES	RESISTANCE TO CHEMICALS	RESISTANCE TO STAINS	WATER ABSORPTION%	BENDING STRENGTH	SKID RESISTANCE	RESISTANCE TO ABRASION	FROST RESISTANCE	THERMAL SHOCK RESISTANCE
WOODLINES	GA GLA GHA ISO 10545.13	CLASSE 5 ISO 10545.14	≤0.5% ISO 10545.3	> 35N/mm <sup>2</sup> ISO 10545.4	R10 DIN 51130 DCOF BOT3000 ANSI A 137.1:2012>0,42 P3 AS4586:2013 DM.236/89BCRA>0,40	CLASSE 4 PEI ISO 10545-7	RESISTANT ISO 10545.12	RESISTANT ISO 10545.9

## Caratteristiche tecniche\_Pesi e imballi

### *Technical Features\_Weights and packing*

								
TECHNICAL FEATURES	RESISTANCE TO CHEMICALS	RESISTANCE TO STAINS	WATER ABSORPTION%	BENDING STRENGTH	SKID RESISTANCE	RESISTANCE TO ABRASION	FROST RESISTANCE	THERMAL SHOCK RESISTANCE
WOODLINES MOSAICO	GA GLA GHA ISO 10545.13	CLASSE 5 ISO 10545.14	≤0.5% ISO 10545.3	> 35N/mm <sup>2</sup> ISO 10545.4	R10 DIN 51130 BOT3000 ANSI A 137.1:2012>0,42	CLASSE 4 PEI ISO 10545.12	RESISTANT ISO 10545.12	RESISTANT ISO 10545.9

WOODLINES COLLECTION	PEZZI/PCS	MQ/SCATOLA SQM/BOX	KG NETTO NET KGS	SCATOLE BOXES	MQ/PALLET SQM/PALLET	KG NETTO NET KGS
WOODLINES 45X90 cm / 18"x36"	3	1,215	25,7	30	36,45	771
WOODLINES 22,5X90 cm / 9"x36"	4	0,81	17,2	72	58,32	1238
WOODLINES 15X90 cm / 9"x36"	6	0,81	17,2	64	51,84	1100
WOODLINES GRAD.COSTA RETTA 33X90 cm / 13"x36"	2		15,5	24		368
WOODLINES BATTISCOPA 7X90 cm / 3"x36"	8		11,4	60		672
WOODLINES LOSANGA A/B 15x80 cm / 6"x31,5"	6	0,72	15,44	64	46,08	976
WOODLINES MODULO A	16	0,81	17,2	52	42,12	894
WOODLINES MOSAICO 3D 18x31 cm / 7,1"x12,2"	6	0,3348	6	63	21,09	378
WOODLINES MOSAICO DECORO 29x29 cm / 11,6"x11,6"	5	0,42	9,73	48	20,2	467,2
WOODLINES LISTELLO TRIANGOLARE 45 cm / 18"	12		0,600			

Peso paletta legno / *Wooden pallet weight* 22kgs

**unica**  
TARGET GROUP

Via Del Crociale 69 | 41042 | Fiorano Modenese (MO) | Italy  
T +39 0536 405150 | F +39 0536 911027  
kontakt@unica@target-group.net | [www.unicaceramiche.com](http://www.unicaceramiche.com)

“  ”  
Ceramics of Italy